

**State Defendants' Response to Brooks, LULAC, and  
MALC Plaintiffs' Joint Motion for Preliminary Injunction**

**Exhibit K**

Massachusetts, 270toWin, (2025),  
<https://www.270towin.com/states/massachusetts>.

Document title: Massachusetts Presidential Election Voting History - 270toWin

Capture URL: <https://www.270towin.com/states/massachusetts>

Page loaded at (UTC): Mon, 22 Sep 2025 15:04:13 GMT

Capture timestamp (UTC): Mon, 22 Sep 2025 15:04:47 GMT

Capture tool: 10.61.0

Collection server IP: 54.145.42.72


Browser engine: Mozilla/5.0 (X11; Linux x86\_64) AppleWebKit/537.36 (KHTML, like Gecko) Chrome/138.0.7204.97 Safari/537.36

Operating system: Linux (Node 22.17.0)


PDF length: 4

Capture ID: vuHYSmedEokMXZtXrhsKMb

Display Name: adrian.skinner



## Massachusetts



Massachusetts, one of the original 13 colonies, joined the Union in February 1788, and has participated in all 59 presidential elections. The state has been reliably Democratic since 1928, but has voted Republican four times since then – twice each for Dwight Eisenhower and Ronald Reagan. Massachusetts was the only state to vote for George McGovern in his

landslide 1972 electoral loss to Richard Nixon. Like many northeastern states, Massachusetts slowly lost its electoral clout over the course of the 20th century. The state has lost 1/3 of its electoral votes since the 1920s, falling from 18 to 11. In 2024, Kamala Harris beat Donald Trump 61% to 36%.

### ELECTORAL VOTES

# 11

### 2024 ELECTION

Final Consensus Forecast



Safe Harris


2024 Massachusetts Presidential Election

### Related Content

#### States Home

- 2026 House Interactive Map
- Massachusetts Elected officials
- Find Your Representative
- Massachusetts Congressional Districts
- Massachusetts 2024 Election Results

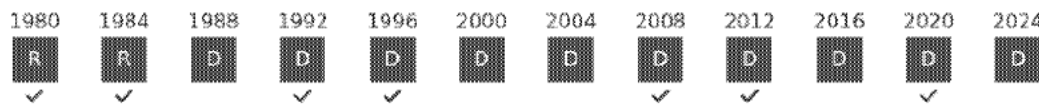
## Recent Presidential Elections





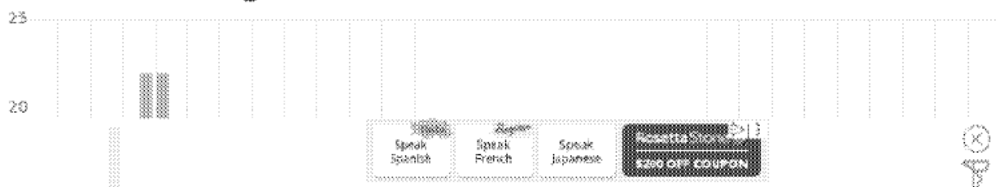
Show: 7 14

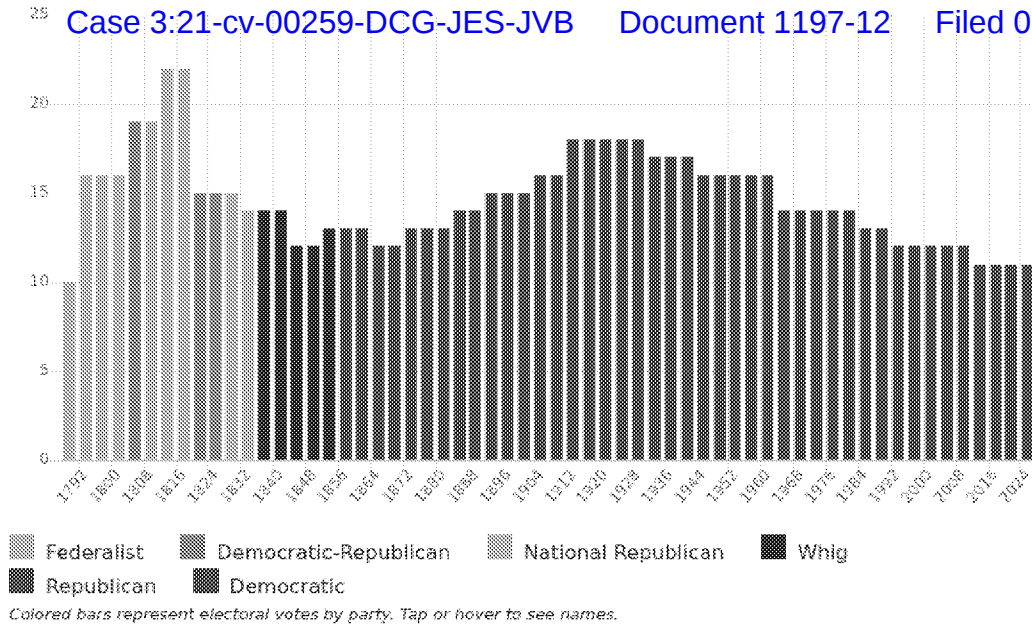
## Presidential Voting History

✓ State voted with the overall winning candidate

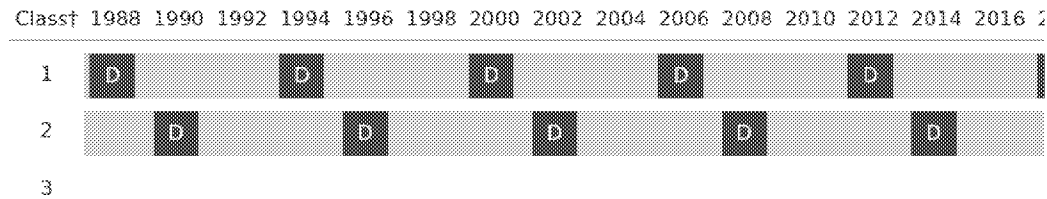


## Electoral College Votes





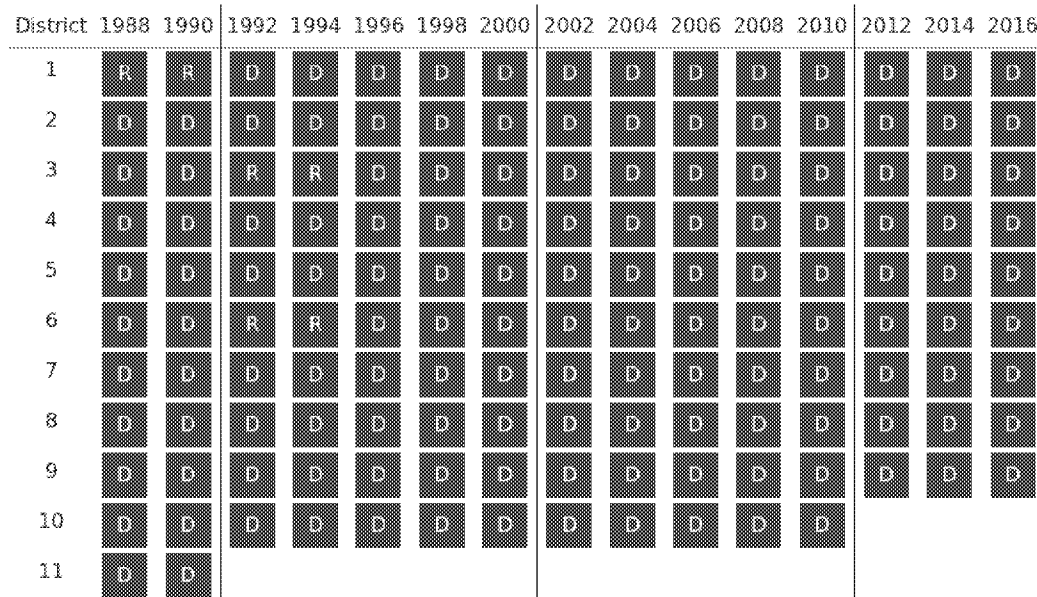
## U.S. Senate Voting History



Data: MIT Election Data and Science Lab / Harvard Dataverse through 2018; 270toWin research. These are general election results for the years listed. Special elections, if any, are excluded.


† There are three classes of Senators; one is up for election every second year. Each state has one Senator in two of the three classes.

## U.S. House Voting History



Data: The Princeton Gerrymandering Project through 2018; 270toWin research. These are general election results for the years listed. Special elections, if any, are excluded.

With the help of Rosetta Stone, you can learn to speak Spanish, French, or Japanese. Rosetta Stone is the world's most popular language learning software.



Data: MIT Election Data and Science Lab / Harvard Dataverse through 2018; 270toWin research. These are general election results for the years listed. Special elections, if any, are excluded.

† There are three classes of Senators; one is up for election every second year. Each state has one Senator in two of the three classes.

## U.S. House Voting History

District	1988	1990	1992	1994	1996	1998	2000	2002	2004	2006	2008	2010	2012	2014	2016
1	R	R	D	D	D	D	D	D	D	D	D	D	D	D	D
2	D	D	D	D	D	D	D	D	D	D	D	D	D	D	D
3	D	D	R	R	D	D	D	D	D	D	D	D	D	D	D
4	D	D	D	D	D	D	D	D	D	D	D	D	D	D	D
5	D	D	D	D	D	D	D	D	D	D	D	D	D	D	D
6	D	D	R	R	D	D	D	D	D	D	D	D	D	D	D
7	D	D	D	D	D	D	D	D	D	D	D	D	D	D	D
8	D	D	D	D	D	D	D	D	D	D	D	D	D	D	D
9	D	D	D	D	D	D	D	D	D	D	D	D	D	D	D
10	D	D	D	D	D	D	D	D	D	D	D	D			
11	D	D													

Data: The Princeton Gerrymandering Project through 2018; 270toWin research. These are general election results for the years listed. Special elections, if any, are excluded.

Vertical lines before 1992, 2002, 2012, and 2022 show Census-related redistricting breakpoints. Geographic borders associated with each district number are likely to have changed.

## Governor Voting History

1978	1982	1986	1990	1994	1998	2002	2006	2010	2014	2018	2022
D	D	D	R	R	R	R	D	D	R	R	D

Data: Wikipedia through 2018; 270toWin research. These are general election results for the years listed. Special elections, if any, are excluded.

### Actual 2024 Electoral Map



### Interactive Maps

President Governor  
Senate State Senate  
House State House

### 2026 Forecasts

Senate House Governor

### 2026 Polls

Senate House Governor

### Contact Us

Media Inquiries  
Advertising  
General Feedback

### Follow 270toWin



### Latest News

- Live Results: September 16 Legislative Special Elections
- Live Results: Virginia U.S. House Special Election; Boston, Charlotte Mayoral Primaries
- Live Results: Florida State Legislature Special Elections

